



SVSU

PRINTABLE GRAD PARTY FAVORS

*This presentation was approved by University Communications with careful consideration to all provided content.
Please also consider that these cutouts display best when printed on any form of cardstock.*

Glasses

1. Cut along the dashed lines.
Be sure not to accidentally
cut-off each numbered flap!

2. Fold each numbered flap.

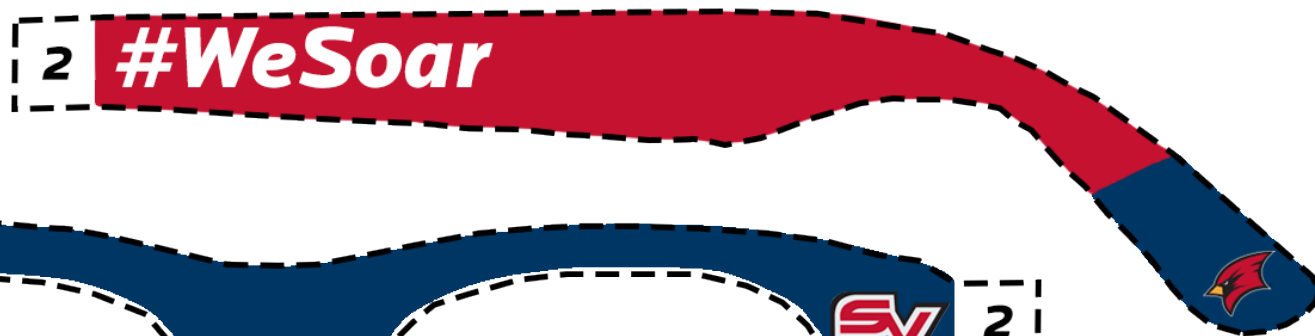
3. Adhere each arm with the
frame of the glasses using
either tape or glue.

4. Soar above the competition.

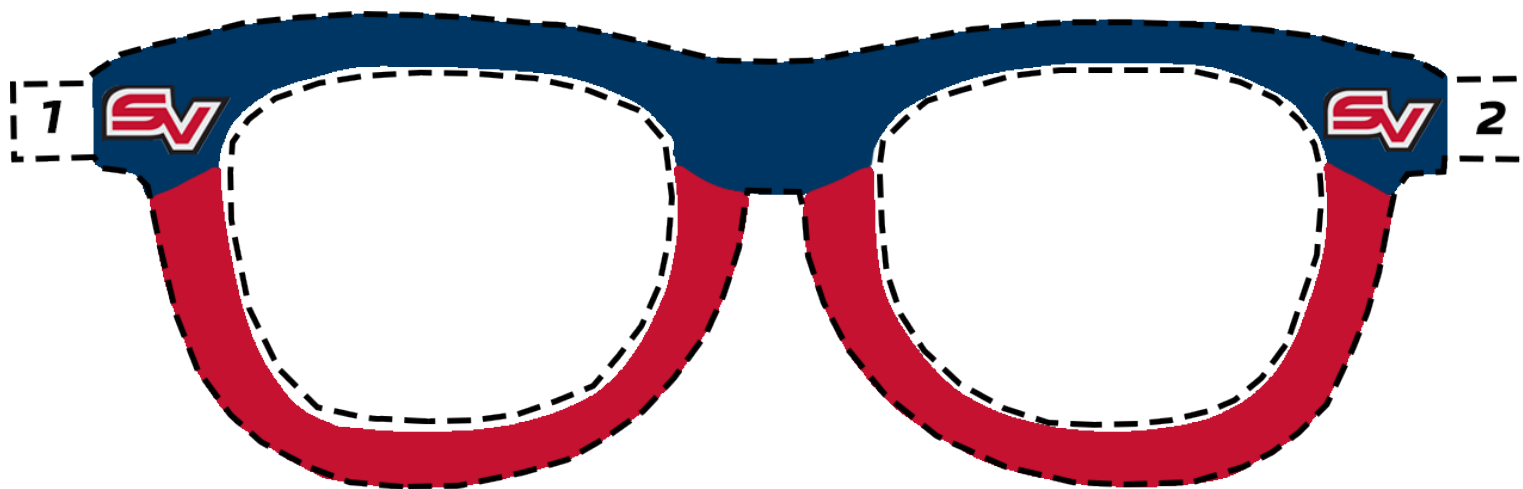




#WeSoar 1



#WeSoar 2



1

SV

SV

2

Cardinal

1. Cut along the dashed lines.
2. Cut out each eye, following the dotted lines carefully.
3. Fold the mask in half.
4. Puncture the mask at its sides with brass push pins.
5. Tie any form of string to each of the brass push pins.
6. Wear this mask with pride.



Pennants



SVSU

NSAS



Standing Logos

1. Cut along the black dashed lines.

2. Fold inward on the white dashed lines.

3. Stand with your university.





Bowties

1. Cut along the black dashed lines.

2. Punch holes through the two pairs of white holes.

3. Run string or rubber-band through the back of one hole then through the front of the other.

4. Repeat step 3, and then tie off around neck



Graduation Caps



SAGINAW VALLEY
STATE UNIVERSITY
#WeCardinal

1. Cut along the outline of the cap.

2. Fit and tape, glue, or pin to graduation cap.

3. Stand with your graduating class.

The logo for Southern Vermont State University (SVSU) is displayed. It consists of the letters 'SV' stacked above 'SU' in a white, serif font. The letters are set against a solid red square background, which is itself centered on a dark blue background.

SV
SU



#WeCardinal