


## First Steps

Release Date: 9-9-03

### *Getting Started as a Student in Blackboard*


---

-  New students must initialize their SVSU technology resources password before they can access Blackboard (or CardMail, Novell Network, etc.). To do so, access the internet from a computer and go to:

<http://www.svsu.edu/changepassword/>


You will need to know your Social Security number, your birth date, and your student ID number.


***Any student can change their existing password in the same manner.***

-  Now, login to Blackboard. Navigate your browser to:

<http://blackboard.svsu.edu>

Login to Blackboard with your username and password.

-  Blackboard is initially set up for students with their official SVSU email address in the Personal Information settings. If you have never used your CardMail account, the Support Center (989-964-4225, W-264) can assist you with learning how to use it or how to forward email from CardMail to an account you check regularly. For more info., see: <http://www.svsu.edu/microtech/cardmail.html>

-  If you do not have a course listed in your "My Courses" area, your instructor may have chosen not to take advantage of Blackboard. If you are sure your instructor uses Blackboard, it is possible that you aren't enrolled in that course. **Your instructor can enroll you.** Another reason may be that the instructor does not have the course available to students. Recommend that the instructor make the course available.

---

For more help, visit *Blackboard @ SVSU* on the web at:  
<http://www.svsu.edu/webtech/blackboard>