






TIPS FOR

Updating Your Device's Software

-  Pay attention to what software is on your device. Notifications about software you don't have are likely fraudulent. If you don't recognize it, don't install it.
-  Over time, learn to recognize the normal update process for your software. Only respond to notifications that fit the usual pattern.
-  Some programs deliver updates via software already installed on the device. These notifications generally appear when the application is launched. Installing these is usually safe.
-  Other continuously running programs (e.g. anti-virus and anti-spyware) may automatically scan for updates and notify via pop-ups when updates are available. This is a great example of why it's important to know what software you have, and what update notice they normally provide.
-  **DO NOT** install software or updates directly from email links or attachments. To check the legitimacy of an email update notice, go to the vendor's web site. Don't click the link in the email! If the site has an update for software that you use, download it yourself from the vendor's web site and install it.